



DAV COLLEGE TRUST AND MANAGEMENT SOCIETY (EMPLOYEES' PROVIDENT FUND)

CHITRA GUPTA ROAD, PAHARGANJ, NEW DELHI-110055

DL/6528-EXEMPTED UNDER SECTION 17 (1) (a) OF THE EPF AND MP ACT, 1952

Ref. No PF/ 12937

Dated 09.09.2024

MOST IMMEDIATE

To

- (1) **All Principals**
DAV Public Schools/Institutions
(Participating in the DAV PF Trust)
- (2) **The Registrar**
DAV University
Jalandhar (Pb)
- (3) **All Regional Officers**
DAV Public Schools/Institutions
(Participating in the DAV PF Trust)

Sub: **Standard Operating Procedure (SOP) for processing Joint Declarations for member profile up-
dation in EPFO and settlement of Pension Claims by EPFO – regarding**

Reference (1) Circular No. PF/11308 dated 12.10.2023 issued to All DAV Public Schools'/Institutions (Participating in the DAV PF Trust)

Reference (2) Circular No. PF/11056 dated 19.08.2023 issued to DAV Public Schools of Delhi and J&K

Sir/Madam,

Refer our above circular dated 12.10.2023 vide which we had forwarded the Standard Operating Procedure (SOP) for processing Joint Declarations for member profile updation in EPFO. Now EPFO has issued version 3.0 of Standard Operating Procedure (SOP) which will be in supersession of earlier SOP.

A copy of above Circular No. WSU/2022/(E-54018)/3931 dated 31.07.2024 is **enclosed herewith**.

In view of above, you are requested to go through the contents of the above Circular Letter and inform all members for following the standard operating procedure (SOP) while submitting On-Line Joint Declarations for updation of their profile with immediate effect. Further, you are also requested to encourage your employees to submit the JD forms **ONLINE** on their individual Member Portal and not send physical requests to your school. **For any clarification, please contact Local EPF Office only.**



DAV COLLEGE TRUST AND MANAGEMENT SOCIETY (EMPLOYEES' PROVIDENT FUND)

CHITRA GUPTA ROAD, PAHARGANJ, NEW DELHI-110055

DL/6528-EXEMPTED UNDER SECTION 17 (1) (a) OF THE EPF AND MP ACT, 1952

Ref. No PF/

Dated 09.09.2024

Further, all the schools of Delhi and J&K are requested to note that before sending any 10-C/10-D Form to PF section (DAVCMC) for onward submission to EPFO, they should ensure that the employees' profile is correctly updated in the EPFO portal. If there is any correction required, the member should submit the Joint Declaration online through EPFO member portal for correction. Once the profile is corrected in Member Portal, send the claim Form 10-C/10-D, whichever is applicable, to us for onward submission to EPFO.

Encl.: As Above

Yours faithfully,


(Sansar Chand)
Administrative Officer

Copy, with copies of enclosures, forwarded for information to: -

1. **Dr. (Mrs.) Nisha Peshin**
Director (PS), DAVCMC, New Delhi
2. **Dr. V. Singh**
Director (PS), DAVCMC, New Delhi
3. **Shri V. K. Chopra**
Director (PS), DAVCMC, New Delhi
4. **Shri Yogendra Singh**
PF Section

For needful action according
To the new SOP

Encl.: As Above





सत्यमेव जयते

कर्मचारी भविष्य निधि संगठन
Employees Provident Fund Organisation
(श्रम एवं रोजगार मंत्रालय, भारत सरकार)



(MINISTRY OF LABOUR & EMPLOYMENT, GOVERNMENT OF INDIA)

मुख्य कार्यालय/Head Office

प्लेट ए, ग्राउंडफ्लोर, ब्लॉक-II, ईस्ट किडवई नगर, नई दिल्ली-110023
Plate A, Ground Floor, Block II, East Kidwai Nagar, New Delhi-110023
Website: www.epfindia.gov.in, www.epfindia.nic.in

No: WSU/2022/(E-54018)/

Dated: 31/July/2024

To

3931
All ACC (HQ) Zones
All ACC Zonal offices
All Regional PF Commissioners
Office in Charge of the Regions

Sub: Standard Operating Procedure (SOP) for Joint Declaration for Member Profile Updation version 3.0 in EPFO- reg.

Madam/Sir,

In supersession of earlier SOP, the Competent Authority has approved the SOP version 3.0 for Joint Declaration for Member Profile Updation.

2. In all cases of Joint Declaration requests, the Field Offices should do a stronger due diligence so that, cases of impersonation/ identity theft or otherwise do not occur.

(This issues with the approval of CPFC)

Encl: As Above

31/07/2024

**Raman Dhanasekar
RPFC-I (WSU)**

Copy to:

1. OSD to CPFC, FA and CAO, CVO, Director PDUNASS for information please.
2. All ACC (HQ)s Head Office, All(ACC)s Head Office, All RPFC's Head office for information please.
3. IS division for suitably modifying the functionality according to the SOP Version 3.0.

SOP Number : JD/2024/1

SOP version : Version 3.0

SOP Title : Member Profile Correction/Updation process for parameters namely (1) Name, (2) Gender, (3) Date of Birth, (4) Father Name, (5) Mother Name, (6) Spouse Name, (7) Marital Status, (8) Date of Joining, (9) Reason of Leaving, (10) Date of Leaving, (11) Nationality, (12) Aadhaar Number.

	NAME	TITLE	SIGN	DATE
Author	Shri Raman Dhanasekar, Shri Sushant Kandwal	RPFC-I		
Reviewer	Shri MSKVV Satyanarayana, Shri Sanjay Pandey	ACC FA & CAO		
Authorizer	Smt. Neelam Shami Rao	CPFC		

Effective Date:	Date of issue
Review Date:	After 6 months

READ BY			
NAME	TITLE	SIGNATURE	DATE

CONTENTS

TOPIC	PAGE
1. PURPOSE	3
2. INTRODUCTION	3
3. SCOPE	3
4. DEFINITIONS	4
4.2 JOINT DECLARATION	4
4.3 INITIATOR	4
4.4 VERIFIER	4
4.5 APPROVER	4
4.6 PARAMETER	5
4.7 CLASSIFICATION OF CHANGES	5
4.8 COMPETENT AUTHORITY	7
4.9 DOCUMENTARY PROOF	7
5. ROLES AND RESPONSIBILITIES	7
TABLE 3 (MINOR CORRECTIONS)	8
TABLE 4 (MAJOR CORRECTIONS)	8
6. SPECIFIC PROCEDURE	10
7. FORMS AND TEMPLATES TO BE USED	14
8. TIMELINES FOR COMPLETING THE JD	14
9. MONITORING MECHANISMS	14
10. EXCEPTION HANDLING	16
11. INTERNAL AND EXTERNAL REFERENCE	16
12. CHANGE HISTORY	17
13. ANNEXURE I	18
TABLE A (NAME AND GENDER)	18
TABLE B (DATE OF BIRTH)	19
TABLE C (FATHER NAME, MOTHER NAME AND SPOUSE NAME)	20
TABLE D (MARITAL STATUS)	20
TABLE E (DATE OF JOINING)	21
TABLE F (REASON OF LEAVING)	21
TABLE G (DATE OF LEAVING)	21
TABLE H (NATIONALITY)	22
TABLE I (AADHAAR)	22
14. ANNEXURE II	23
15. ANNEXURE III	25

1. PURPOSE

- 1.1 The purpose of this document is to delineate the procedure of receipt of Joint Declarations for the updation/insertion/correction in UAN profiles by the members and employer and the method of corrections to be followed by the Field Offices.

2. INTRODUCTION

- 2.1 The process of Joint Declaration for the correction in UAN profiles by the members is being undertaken as per various circulars, lineated in Para 11 of this document. These had certain limitations and needed to be revisited. The member data in EPFO's database may be, in some cases, incomplete or has mismatches on account of the long legacy of the paper process as well as the change of establishments by the members. Subsequent to the introduction of UAN on 01.10.2014, it has become easier and simpler to minimize both incompleteness and mismatches.
- 2.2 As the automated system is getting mature, the member data has started to throw a number of anomalies in profiles leading to rejections/failures/frauds. As a result, genuine members have to go through a long channel for corrections. The claims settlement also faces certain difficulties across all offices due to various reason related to data mismatch in parameters, namely, (1) Name, (2) Gender, (3) Date of Birth, (4) Father Name, (5) Mother Name, (6) Spouse Name, (7) Marital Status, (8) Date of Joining, (9) Reason of Leaving, (10) Date of Leaving, (11) Nationality, (12) Aadhaar Number.
- 2.3 Further, on account of better vigilance and minimization of fraud, the necessary process for maintaining member profiles' veracity and authenticity becomes increasingly important. It is also observed that unregulated and non-standardization of processes has led to tinkering with member identities in certain cases leading to impersonation and fraud. In this regard, RBI and Banking guidelines should also be utilized by EPFO to further improve the robustness of its member KYC processes.
- 2.4 Thus, to maintain the correct profile of the member, reduce rejection of the joint declaration, and minimize fraud owing to UAN identity change, the Standard Operating Procedure (SOP) for the Joint Declaration – Member profile correction has been framed. Hereinafter, it will be referred to as SOP-Joint Declaration.
- 2.5 This SOP document is expected to evolve further with time into a properly automated and regulated IT tool-enabled system.

3. SCOPE

- 3.1 There has been no standard process defined for joint declaration handling. However, significantly, this finds a mention in circulars relating to correction

in date of birth and member profile correction. No timelines have been prescribed for completing the process of Joint Declaration (JD) when members file it for correction/ addition to the member profiles.

- 3.2 The present SOP defines the process of filing of JD application by the member, approval of JD by the Employer, its receipt in the Regional Office and its approval or rejection by the competent authority in a time-bound manner. It also prescribes the list of documents to be enclosed for changes in various parameters where the members prefer a change/addition through JD. The timeline for completion of the Joint Declaration request has also been fixed.
- 3.3 A flow chart for a complete process to be followed has been provided in Annexure-3.
- 3.4 The online tracking of JD is also proposed so that the member can know the status of his JD application easily.

4. DEFINITIONS

- 4.1 In this SOP, unless the context otherwise requires–
- 4.2 **Joint declaration:** Joint Declaration is a joint request of Employees duly authenticated by the Employer for the modification/addition of the members` basic profile parameters. The changes preferred through Joint declaration are required to be supported with requisite documents, a list of which is mentioned in this SOP.
- 4.3 **Initiator:** For the purpose of this SOP, the initiator shall be the DA/SSA/SSSA assigned by the OIC of FO, who shall be initiating all such member modification requests on the IT Interface. The initiator shall examine the JD and the supporting documents submitted and submit the same with his comments to the verifier.
- 4.4 **Verifier:** For the purpose of this SOP, the verifier shall be either SS or AO, who shall cross-check the member modification requests along with the supporting documents as mentioned in Annexure-I. The verifier shall process the documents as forwarded by the initiator and submit them with his recommendations to the approver.
- 4.5 **Approver:** For the purpose of this SOP, the approver shall be RPFC- I/RPFC-II/APFC/AO/SS as per Table 3 below. The approver shall be the competent authority to approve the member modification request after verifying all the supporting documents as mentioned in Annexure-I.
- 4.6 **Parameter:** The 12 Parameters *[edited in SOP version 3.0]* where

changes/updation can be preferred are mentioned in Table 1;

TABLE-1**PARAMETERS WHICH ARE CORRECTED/UPDATED**

Sr. No.	Parameter
1	Member Name
2	Gender
3	Date of Birth
4	Father Name <i>[edited in SOP version 3.0]</i>
5	Mother Name <i>[edited in SOP version 3.0]</i>
6	Spouse Name <i>[edited in SOP version 3.0]</i>
7	Marital Status
8	Date of Joining
9	Reason of Leaving
10	Date of Leaving
11	Nationality
12	Aadhaar Number

4.7 **Classification of changes:** For the purpose of assigning tasks to the competent authority, the changes are classified as major and minor changes in the 12 Parameters *[edited in SOP version 3.0]* as in Table 2;

TABLE-2

Sr. No.	Parameter	Type Of Change	Description Of Correction/Change
1	Member Name	Major	1. If the name gets changed phonetically irrespective of no. of alphabets getting changed. 2. In case 3 or more than 3 alphabets get changed. 3. If expanding the name.
		Minor	1. If less than 3 alphabets get changed and the name not changing phonetically. 2. If adding surname in case of female after marriage. 3. If removing salutations like Shri, Dr. Mr. Mrs., Miss etc.
2	Gender	Minor	Male/Female/Transgender <i>[edited in SOP version 3.0]</i>
3	Date of Birth	Major	>3 Years
		Minor	< =3 Years

4	Father Name <i>[edited in SOP version 3.0]</i>	Major	<ol style="list-style-type: none"> 1. If the name gets changed phonetically irrespective of no. of alphabets getting changed. 2. In case 3 or more than 3 alphabets get changed. 3. If inserting a name for the first time. 4. If expanding the name.
		Minor	<ol style="list-style-type: none"> 1. If less than 3 alphabets get changed and the name not changing phonetically. 2. If removing only salutations like Shri, Dr., Mr., Mrs., Miss etc.
5	Mother Name <i>[edited in SOP version 3.0]</i>	Major	<ol style="list-style-type: none"> 1. If the name gets changed phonetically irrespective of no. of alphabets getting changed. 2. In case 3 or more than 3 alphabets get changed. 3. If inserting a name for the first time. 4. If expanding the name.
		Minor	<ol style="list-style-type: none"> 1. If less than 3 alphabets get changed and the name not changing phonetically. 2. If removing only salutations like Shri, Dr., Mr., Mrs., Miss etc.
6	Spouse Name <i>[edited in SOP version 3.0]</i>	Major	<ol style="list-style-type: none"> 1. If the name gets changed phonetically irrespective of no. of alphabets getting changed. 2. In case 3 or more than 3 alphabets get changed. 3. If inserting a name for the first time. 4. If expanding the name.

		Minor	1. If less than 3 alphabets get changed and the name not changing phonetically. 2. If removing only salutations like Shri, Dr., Mr., Mrs., Miss etc.
7	Marital Status	Major	Change after the death of member
		Minor	All other cases
8	Date of Joining	Major	Change after the death of the member
		Minor	All other cases
9	Reason of Leaving	Major	Change after the death of the member
		Minor	All other cases
10	Date of Leaving	Major	Change after the death of the member
		Minor	All other cases
11	Nationality	Major	Non-SSA to SSA country
		Minor	1. Non-SSA to non-SSA country change 2. SSA to SSA country change 3. SSA to non-SSA country change 4. For updating the nationality as INDIAN for the first time <i>[edited in SOP version 3.0]</i>
12	AADHAAR	Major	All types of changes or updation related to Aadhaar

4.8 **Competent Authority:** The competent authority, with respect to these 12 parameters, to approve minor and major corrections has been specified in the SOP. Table-3 and 4 have a list of all such authorities who are authorized to approve these changes/updates. The competent authority must exercise complete caution, control and exercise and due diligence to satisfy himself/herself before approving a JD request.

4.9 **Documentary Proof:** All minor and major corrections requests will have to be supported by documentary proof as prescribed in Annexure-I.

- a) For Minor Changes, at least two documents are required from the list of documents attached in Annexure-I with relevant parameters of the change.
- b) For Major Changes, at least three documents are required to be provided by the applicant from the list of documents attached in Annexure-I with respect to the relevant parameters in those changes, except in the case of the parameter "Aadhaar", where Aadhaar Card/E-Aadhaar Card linked with active mobile phone, as indicated in Table-I of Annexure-I would be the only sufficient document. *[edited in SOP version 3.0]*

5. ROLES AND RESPONSIBILITIES

- 5.1 Member will be responsible for submitting the JD application from his unified portal login. All the requests will be time-stamped, and IP will be recorded. All uploaded documents will be stored on the server for future reference.
- 5.2 Once the request is submitted then, it will reflect in the employer login. An e-mail to this effect will also be automatically sent to the employers' registered e-mail. Member can only get the data corrected for those member accounts which are generated by his present employer. No employer will have any modification rights for member accounts belonging to other/previous establishments.
- 5.3 Employers will get the member modification request online from the member portal and also be informed through e-mail. Employer will check the veracity of the documents uploaded by the member and then upload the required documents related to the said request, which are available with him as per the list of documents mentioned in Annexure-1 of this SOP.
- 5.4 The competent authorities specified for initiating, verifying, and approving in major and minor corrections are as below: -

TABLE- 3 (Minor Corrections)

Sr. No	Parameter	Approver	Verifier	Initiator
1	Member Name	RPFC-II/APFC	SS	DA
2	Father Name <i>[edited in SOP version 3.0]</i>	RPFC-II/APFC	SS	DA
3	Mother Name <i>[edited in SOP version 3.0]</i>	RPFC-II/APFC	SS	DA
4	Spouse Name <i>[edited in SOP version 3.0]</i>	RPFC-II/APFC	SS	DA
5	Nationality	APFC	SS	DA
6	Date of Birth (<=3 years)	AO	SS	DA
7	Marital Status	SS	N/A	DA
8	Date of Joining	AO	SS	DA
9	Date of Leaving	AO	SS	DA
10	Reason of Leaving	AO	SS	DA
11	Gender	SS	N/A	DA

TABLE-4 (Major Corrections)

Sr. No	Parameter	Approver	Verifier	Initiator
1	Aadhaar	OIC	AO	DA
2	Member Name	OIC	AO	DA
3	Father Name <i>[edited in SOP version 3.0]</i>	OIC	AO	DA

4	Mother Name [<i>edited in SOP version 3.0</i>]	OIC	AO	DA
5	Spouse Name [<i>edited in SOP version 3.0</i>]	OIC	AO	DA
6	Date Of Birth (>3 Years)	RPFC-II/APFC	SS	DA
7	Nationality	RPFC-II/APFC	SS	DA
8	Date Of Joining	RPFC-II/ APFC	SS	DA
9	Date Of Leaving	RPFC-II/ APFC	SS	DA
10	Reason Of Leaving	RPFC-II/ APFC	SS	DA
11	Marital Status	AO	SS	DA

- 5.5 During the course of the JD request processing, if there appears to be a requirement for getting the verification of cases done through EO, then in such cases, the competent authority must record his reasons and directions on the IT interface before forwarding it to the concerned EO. EO will see such cases in his login on the FO interface. EO must upload his findings/report in PDF format on FO Interface, and the same shall land in the login of the approving authority. Facility for the same has been made available in the FO interface login of the EO. Allotment of such cases may be done to ensure equitable distribution of such references among EOs.
- 5.6 The EO report in the scanned format must bear the signature and stamp of the EO.
- 5.7 The concerned Dealing Assistant shall be responsible for initiating JD requests and for checking/verifying the documents. The DA shall ensure that the said request is processed within the stipulated time limit as defined in this SOP.
- 5.8 The concerned authorities mentioned above, RPFC-I, RPFC-II, APFC, AO, and SS, shall be responsible for processing the change/updation request. The said authorities shall recheck the documents submitted along with the request and shall process the same within the stipulated time limit as defined in this SOP. For all cases which have been approved, the concerned authorities shall have complete responsibility and, therefore, should exercise complete due diligence, including the veracity of the documents submitted, before approving any request.
- 5.9 IS Division will provide a digital process, which will land in the employer’s login before coming to field offices. It is necessary that the e-sign of the employer or employee authorized by the employer for this purpose through a declaration in this regard is accepted.
- 5.10 A Dashboard of such approved requests will be made available at all levels for periodic evaluation and audit by the approving authorities.
- 5.11 The OIC will do a daily basis review of JD requests received or rejected/ approved in the office. The OIC will ensure that such requests are not rejected without valid reasons.

- 5.12 ACC Zone will monitor such requests on a weekly basis and will also sample out cases so that chances of fraud do not arise.
- 5.13 Finance Division in Head Office will monitor the Zone-wise performance in this regard on a fortnightly basis.
- 5.14 The ISD will enable a separate category of grievances related to JD requests on the EPFiGMS portal where members can file their grievances. The concerned OIC will regularly monitor the grievances under this category.

6. SPECIFIC PROCEDURE

- 6.1 The member has to log in to the member portal, wherein a tab for JD will be available. Once he clicks on this joint declaration tab, an OTP will be sent to his UIDAI-linked mobile number. On submitting this OTP, the page with the form of Joint Declaration will open on the screen of the member. The member can then submit the required details with the supporting documents as indicated in Para 4.9 duly attested by him as per Annexure-I. The request, once submitted by the member, shall land in the employer's login and will also be shown on his dashboard. An auto e-mail will be sent to the employer.
- 6.2 The employer shall verify the details with his own records and that Annexed with the request. In case he finds something is lacking/missing, he will return it with his comments to the member and the member will get intimation in his login that his form has been returned. In case the employer finds the JD request proper, the same shall be approved digitally using the e-sign facility. Employers will also have the option to upload additional documents supporting the corrections. Once the Employer submits the JD, it shall reflect in the EPFO IT application DA's login in the concerned field Office.
- 6.3 The JD request will land from the employer's login to EPFO IT Applications DA's login. On opening the required tab, the JD form with the employer's comments will be opened before in DA's window who will initiate the request. The DA shall process the request and see if it is categorized correctly into minor, if not classified properly, then he shall convert it into major. After his initial remarks on the veracity of the documents and the employer's comments, he will send them to the verifier for verification. He will also clearly indicate whether or not this case has any deficiencies in documentation and thus requires returning for correction.
- 6.4 Once the request is in the login of the verifier, he will check the documents again. In case there is a deficiency pointed out by the initiator requiring a return, or he finds a deficiency that requires correction, he may return the case to the employer for correction. In such cases, the message will also be sent to the member. In cases where the verifier is satisfied that the JD request is complete in all respects, he will send it to the approver.
- 6.5 The approver will examine employer, initiator, and verifier remarks and, if satisfied, shall approve the request, and the changes shall be incorporated. In case he is not satisfied, the case will be rejected specifying the grounds of rejection.
- 6.6 In exceptional cases, the approver may refer the case to the EO for

- additional information. The approving authority will clearly state the reasons in such cases before sending it to EO.
- 6.7 Requests marked to EO will land in their login. The EO will then submit the requisite report to the Approving Authority.
- 6.8 All the basic changes in the member profile, such as name, father name, mother name, spouse name date of joining, date of birth, gender, nationality, and Aadhaar number, have to be corrected in one go. All such JDs shall be returned to the member to seek corrections in a single JD. When multiple parameters requiring different approving authorities are being changed/ modified through the JD request, it will be considered a Major change and the highest approving authority from the respective authorities shall be the approving authority for such case.
- 6.9 Any online request for JD received from employees for the following special categories of establishment shall be dealt with as under:

Table-5

S.NO	Case	Description
1	The establishment is marked as closed	JD will be received in the form attached in Annexure-II, signed by the member/employee and from any one of the authorities mentioned in para 6.15 of this document. Once received in the office, then the JD will be scanned and uploaded in the FO interface by the office. A registered JD letter and an e-mail will be sent to the authority who has signed the JD to confirm the antecedents of the signing authority on his / her official email and address. On receipt of Authority confirmation from the concerned, the same will be handled online on the FO interface as mentioned above.
2	Where the establishment is not marked as closed	The establishment will be marked as closed based on EO's report, and thereafter, the process mentioned in Sr.no.-1 above will be used to further process the case.
3	Member is dead	JD form will be signed by Nominee as mentioned in Form-2. Thereafter, Dealing Assistant will scan the JD, and it will be further processed in the FO interface as mentioned in Para 6 above, with the option to revert the request to the establishment for any query online. In case there is more than one nominee in Form-2, then the consent of all nominees/family members/Legal heirs will be required for filing the JD request. The rest of the process remains the same.

6.10 In case of the death of a member without an Aadhaar, then the nominee's Aadhaar will be saved in the system, and the nominee may be allowed to sign the JD form. Other processes will remain the same. There may be cases where the deceased member has not filed a nomination during his lifetime. In the absence of a valid nomination, one of the family members/legal heirs of the member may be allowed to attest the JD and submit his/her Aadhaar with the consent of other family members/legal heirs.

6.11 Cases in which

- Members do not have UAN or
- Members have UAN and seeded with Aadhaar, but the Aadhaar details mismatch with the office records, and the UAN is not activated or
- Member's UAN is not linked with Aadhaar;

As the member will not be able to login to the member portal to submit joint declarations, the employers shall have the option to upload the member profile correction request along with the necessary documents. The remaining process shall be governed as mentioned in Para 6.2 to 6.8 of this SOP. (Inserted in the SOP version 2)

6.12 The frequency for which corrections can be made in various parameters is listed in Table 6 below: -

TABLE-6

Sr. No.	Parameter	Number Of Times Changes Allowed
1	Member name	1
2	Gender	1
3	Date of birth	1
4	Father Name <i>[edited in SOP version 3.0]</i>	1
5	Mother Name <i>[edited in SOP version 3.0]</i>	1
6	Spouse Name <i>[edited in SOP version 3.0]</i>	1
7	Marital status	2
8	Date of Joining	1
9	Date of leaving	1
10	Reason of leaving	1
11	Nationality	1
12	Aadhaar number	1

6.13 During the normal course, a member may be allowed to seek changes in upto five (05) parameters out of the above 12, whether submitted through single or multiple JD requests, lest such changes may lead to a complete change in the identity of the individual and may result in fraud. In case the changes are in more than five parameters, the matter will be thoroughly examined by the OIC, and only after duly recording the reasons in the file

such cases should be processed.

6.14 The number of changes allowed in various parameters should be strictly as per Table 6. However, in case of any exception, the matter will be thoroughly examined by the OIC, and only after duly recording the reasons in the file such cases should be processed.

6.15 Authorities to attest the claims in case of closed establishment.

Updated List: Magistrate, A Gazetted Officer, Post/Sub post master, Member of Parliament, Legislative Assembly, Member of Municipalities and Municipal Corporations, Member of Central Board of Trustees, Regional Committee, Employee's Provident Fund, Manager of the Bank in the Bank Account of the claimant is maintained, Head of any recognized educational institution, Village Panchayat Head or Mukhiya or its equivalent authority (for rural areas), Village Panchayat Secretary or VRO or equivalent (for rural areas), Tehsildar, Any authorized official as may be approved by the Commissioner.

6.16 Miscellaneous

- i. Once the changes are approved, the photo of the member as retrieved by EPFO IT interface with UIDAI Aadhaar data shall also be made visible in the member profile on his member portal and also on the IT interface of various authorities as mentioned under Tables 3 and 4 of this document while viewing his/her UAN profile.
- ii. The total number of corrections and the details of corrections carried out in the past shall be visible in the member's KYC details. This should also be available in each login while processing and approving the JD.
- iii. It may also be ensured by the system that the employer should have an active E-sign and should be the person as defined under section 2(e) of EPF and MP Act, 1952
- iv. All SMS and emails should be sent to the mobile no which is linked to UIDAI Aadhaar at every stage of the process.
- v. Every single change in the Joint declaration should be securely kept in Archives with necessary safeguards. The DA should invariably be provided with details of past changes of that particular case, whenever it comes for correction/updation.
- vi. Information Services Division should ensure that OTP-based login is enabled at every stage in field offices.

6.17 IT INTERFACE PROCESS FLOW

Step by step process flow for this functionality is attached as Annexure-III.

7. FORMS AND TEMPLATES TO BE USED

All forms are to be finalized after IT interface is developed for accepting changes for changing 12 parameters.

7.1 Copy of the existing form for JD request is attached as Annexure- II.

8. TIMELINES FOR COMPLETING THE JD

For Employer <i>[edited in SOP version 3.0]</i>	T+7 days from the date of receipt of Request from the member/nominee or legal heir (in case of death of member) T+3 days if received back from PF Office
Minor Request	T+7 days from the date of receipt to FO interface login of the Dealing Assistant
Major Request	T+15 days from the date of receipt to FO interface login of the Dealing Assistant
For cases referred to EO	Additional 3 days' time for each type of request.
Note- If JD gets reverted back to the employer, then the request time will start once it is received back in the login of the concerned official.	

9. MONITORING MECHANISMS

9.1 At the Regional Office level, the RPFC-I will be responsible for monitoring the timeline. Further, he will undertake the audit of changes on the basis of data and classify establishments from whom a larger number of applications are flowing. In these establishments, a camp/webinar for awareness should be launched. This data, if made available to all field offices, enables the officials to do an internal audit of the modifications made in their offices. This SOP makes a provision for this data in Excel format from the MIS login. This audit brings out the pattern of establishments which can be used to take key decisions in assigning them to officials based on load and severity analysis.

9.2 A detailed MIS dashboard at all levels of IT interface will be developed. Dashboard in the member login to inform the member about the total requests she/he has raised from her/his login. Employer will also have list of all such requests which have been forwarded from his login to the field office.

9.3 Employers will also have a dashboard of requests which are pending in his login beyond 7 days. SMS will also be sent to such employers to prompt

them to do the needful in respect of the pending requests so that the employer proactively clears the pendency in their login.

9.4 In the FO-interface login of RPFC-I, all the requests processed by RO will be visible with the option to filter them on various parameters. This report will be used by RPFC-1 to do an audit of the entire office for changes made in RO. The periodic review report of RPFC-1 will be uploaded to FO interface. This report will be preserved FO interface for future reviews/audits. Furthermore, this report will be used to make systemic improvements in the FFO interface based on input from the field offices.

9.5 In addition to the above, at the Field office level, there is a proposed MIS dashboard for all FO-interface logins that are involved in the processing of member modifications. The various parameters which are required to be made part of such a dashboard on the FO interface are mentioned below.

- 1) *MEMBER ID*
- 2) *MEMBER IP, TIMESTAMP*
- 3) *OLD DATA*
- 4) *NEW DATA*
- 5) *ESTABLISHMENT IP, TIMESTAMP*
- 6) *ESTABLISHMENT REMARK*
- 7) *DA NAME*
- 8) *DA IP DETAILS*
- 9) *DA TIMESTAMP*
- 10) *DA REMARK*
- 11) *SS NAME*
- 12) *SS IP DETAILS*
- 13) *SS TIMESTAMP*
- 14) *SS REMARK*
- 15) *RPFC-I/RPFC-II/APFC NAME*
- 16) *RPFC-I/RPFC-II/APFC IP DETAILS*
- 17) *RPFC-I/RPFC-II/APFC TIMESTAMP*
- 18) *RPFC-I/RPFC-II/APFC REMARK*
- 19) *UPLOADED DOCUMENTS*

9.6 At Zonal Office level, a report of the entire zone will be available in the FO interface login of the Zonal ACC. This report will be used to carry out an analysis of the changes made in the zone. This report will also be used for carrying out a periodic review of ROs under the Zone. Detailed reports of such reviews will be uploaded in the FO interface login of the Zonal ACC. This will create a reviewing mechanism for the Head Office based on the report of Zone uploaded on the FO interface. This report will also act as input for bringing out further improvements in the FO interface. All such reports will be preserved for future reference and analysis.

9.7 Similarly, the Finance Division and Concurrent Audit Cell of the Head Office

will have a login in the FO interface wherein all India data related to changes carried out by field offices will be visible along with the review reports of the Zones and Field Offices. At the Head office level, a report of the entire country will be available for audit purposes. This multi-level auditing will keep the entire modification process under check and also provide useful data for investigation of any attempted misappropriations.

10. EXCEPTION HANDLING

- 10.1 Notwithstanding anything contained in this SOP, if the RPFC-I/II posted as the Officer-in-Charge (OIC) of an office is satisfied that the JD request being made is genuine and member/nominee/legal heir (as the case may be) is not able to fulfill all the conditions of this SOP then he/she may, with detailed reasons to be recorded in a separate e-file opened for each office, relax one or more of the conditions laid down in this SOP and approve the change as requested provided that due diligence has been taken to verify the genuineness of the case so as to rule out the possibilities of erroneous/fraudulent payments.

11. INTERNAL AND EXTERNAL REFERENCE**11.1. INTERNAL REFERENCES**

- i. Circular bearing number PENSION-3/8/OR/1/2005/69869 dated 12/12/2006 dated 12-12-2006
- ii. Circular bearing number WSU/9(1)2013/Settlement of Claims/TC/15765 dated 2-12-2013
- iii. Circular bearing number Manual/Amendment/2011/Part/27219 dated 24-3-2014
- iv. Circular bearing number WSU/Inoperative Accounts/2016/10296 dated 6-9-2016
- v. Circular bearing number Non-adherence to the instructions for sanction and disbursement of pension under EPS, 1995 by field offices HO No. Pension-I/Instructions/Guidelines/2016/11900 dated 07-10-2016
- vi. Circular bearing number WSU/10(1)2013/Changes in MAP/21475 dated 16-11-2016
- vii. Circular bearing number Change of date of birth of Employees Pension Fund member HO No. Pension-II/Instructions/Guidelines/2016-17/33314 dated 10-03-2017
- viii. Circular bearing number HO No. Pension-I/Instructions/Guidelines/2017/8351 dated 07-08-2017
- ix. Circular bearing number Change in Date of Birth of Employees' Pension Fund Members HO No. Pension-I/Instructions/Guidelines/2017/11518 dated 04-09-2017
- x. Circular bearing number WSU/10(1)2013/Changes in MAP/3949 dated 01-11-2017
- xi. Circular bearing number NDC/2017/UAN/Pt./2741 dated 21-11-2017
- xii. Circular bearing number Pension-I/Instructions/Guidelines/2017/20225 dated 12.12.2017
- xiii. Circular bearing number WSU//37(1)2019/DOB dated 3-4-2020

- xiv. Circular bearing number WSU/KYC/Correction Process (E-15189)/2874 dated 12-2-2021

11.2 EXTERNAL REFERENCES

Below mentioned departments have been studied for the process they follow to make corrections in data with them to make recommendations for the present SOP.

- i. UIDAI
- ii. RBI
- iii. ESIC
- iv. SBI
- v. PAN
- vi. Passport Issuing Authority
- vii. Municipal Corporation of Gurugram (MCG)

12. CHANGE HISTORY

- 12.1 This is the 3rd version of the SOP.
- 12.2 2nd version of the SOP issued vide circular no: WSU/2022/Rationalisation of Work Areas/ Joint Declaration/256 dated 26.03.2024.
- 12.3 Earlier version- issued vide circular no: WSU/2022/Rationalisation of Various Work Areas/ Joint Declaration/3638 dated 23.08.2023.

ANNEXURE-I

LIST OF ACCEPTABLE DOCUMENTS FOR GETTING CORRECTED / UPDATING THE PARAMETERS AS MENTIONED ABOVE. FOR THE SAKE OF CONVENIENCE, THE SERIAL NUMBER OF PARAMETER IS USED IN THE SAME MANNER AS HAS BEEN USED IN ABOVE CIRCULAR

Table-A (Name and Gender)

1. Name, 2. Gender	
S.NO	Name of Document
1.	Aadhaar (mandatory)
2.	Passport
3.	Death Certificate
4	Birth Certificate
5	Driving Licence
6	Service photo identity card issued by Central Govt./State Govt./ UT Govt./ PSU/ Banks
7	School Leaving Certificate (SLC)/ School Transfer Certificate (TC)/ SSC certificate/Mark Sheet issued by board/ University containing name (edited in the SOP version-2)
8	Bank Pass Book having name and Photograph Cross Stamped by bank official
9	PAN Card/ e-PAN
10	Ration / PDS photo Card
11	Voter ID/ e-Voter ID
12	Pensioner Photo Card
13	CGHS/ ECHS/ / Medi-Claim Card with Photo issued by State/ Central Govts./ PSUs/ Rashtriya Swasthya Bima Yojana (RSBY) Card
14	ST/ SC/ OBC certificate with photograph
15	For Full name/First name change requests: PF Member to submit the Gazette notification of new name along with any supporting document of old name with photograph (Even for 1 st instance of the Full name/ first name change)
16	Valid Visa along with Foreign Passport (valid only) issued in case of other Foreign Nationals

17	Freedom Fighter Card having photo
18	Person of Indian Origin (PIO) card or Overseas Citizen of India (OCI) card issued by Government of India
20	Tibetan Refugee Card

Table-B (Date of Birth)

3. Date of Birth	
S.No	Name of Document
1	Birth Certificate issued by the Registrar of Births and Deaths.
2	Marksheet issued by any recognized Government Board or University. School Leaving Certificate (SLC)/ School Transfer Certificate (TC)/ SSC certificate containing Name and Date of Birth
3	Certificate based on the service records of the Central/State Government Organizations.
4	In the absence of proof of date of birth as above, Medical Certificate issued by Civil Surgeon after examining the member medically and supported with an affidavit on oath by the member duly Notarized. (Inserted in the SOP version-2)
5	Passport
6	PAN by IT department
7	Central/ State Pension Payment Order
8	CGHS/ ECHS/ Medi-Claim Card issued by Centre/ State/ UT Govts./ PSU having Photo & Date of Birth
9	Domicile Certificate issued by the Government
10	Ration Card/ PDS Card of the member.

Table-C (Father Name, Mother Name and Spouse Name)

4. Father Name, 5. Mother Name and 6. Spouse Name [edited in SOP version 3.0]	
S.NO	Name of Document
1	Passport of member (edited in the SOP version-2)
2	Ration card/PDS Card of the member (edited in the SOP version-2)
3	CGHS/ECHS/ Medi-Claim Card with photo of member issued by Centre/ State Govts./ PSUs.
4	Pension Card of member (edited in the SOP version-2)
5	Birth Certificate of member issued by Registrar of Birth, Municipal Corporation, other notified Local bodies, Government bodies like Taluk, Tehsil etc.
6	Marriage Certificate of member issued by the Government
7	Photo ID card of member issued by Central/ State Govt. like Bhamashah, Jan-Aadhaar, MGNREGA, ARMY Canteen card etc.
8	Aadhaar Card of member bearing father name/ mother name/ spouse name [edited in SOP version 3.0]
9	PAN card of member (Inserted in the SOP version-2)
10	10 th or 12 th School certificate/marksheet of the member bearing father/mother name (Inserted in the SOP version-2)
11	Driving License of member (Inserted in the SOP version-2)

Table-D (Marital Status)

7. Marital Status	
S.NO	Name of Document
1	Marriage Certificate issued by the government/Local Bodies like Municipality/ Gram Panchayat (edited in the SOP version-2)
2	Aadhaar Card
3	Divorce Decree
4	Passport
5	Affidavit on oath by the member duly Notarized (Inserted in the SOP version-2)
6	Ration Card/PDS Card (Inserted in the SOP version-2)
7	Voter ID Card (Inserted in the SOP version-2)
8	Death Certificate issued by the Registrar of Births and Deaths [edited in SOP version 3.0]
9	Family Member Certificate issued by Employer on letter head [edited in SOP version 3.0]

Table-E (Date of Joining)

7. Date of Joining	
S.No	Name of Document
1	Employee register
2	Attendance register
3	Appointment letter or any other document as establishment maintain under any central or State labour act
4	Letter of establishment on their letter head clearly stating the date of joining and duly signed by Employer or the authorized signatory supported by ECR of the employee during the said period

Table-F (Reason of Leaving)

8. Reason of Leaving	
S.NO	Name of Document
1	Resignation letter
2	Letter from establishment on their letter head clearly stating the reason of leaving supported by ECR of the employee during the said period
3	Termination letter issued to employee
4	Any document as establishment deems fit to establish exit reason of employee duly signed by the Employer or the authorized signatory of the establishment on their letterhead
5	Death Certificate issued by the Registrar of Births and Deaths. <i>[edited in SOP version 3.0]</i>

Table-G (Date of Leaving)

9. Date of Leaving	
S.NO	Name of Document
1	Resignation letter/Termination letter
2	Experience certificate or any other document as establishment maintain under any central or State labour act
3	Wage slip/Salary slip/Full and Final letter
4	Letter of establishment on their letter head clearly stating the Date of Leaving and duly signed by Employer or the authorized signatory

5	Death Certificate issued by the Registrar of Births and Deaths <i>[edited in SOP version 3.0]</i>
----------	---

Table-H (Nationality)

10. Nationality	
S.NO	Name of Document
1	Passport
2	Person of Indian Origin (PIO) card issued by Government of India
3	Valid Long Term Visa (LTV) along with Foreign Passport (valid or expired) of origin country issued to minorities communities of Afghanistan, Bangladesh and Pakistan namely Hindus, Sikhs, Buddhists, Jain, Parsis and Christians
4	Valid Visa along with Foreign Passport (valid only) issued in case of Foreign Nationals
5	Tibetan Refugee Card
6	Voter ID/ Elector Photo Identity Card (EPIC) <i>[edited in SOP version 3.0]</i>
7	Nationality Certificate/ Domicile Certificate <i>[edited in SOP version 3.0]</i>
8	Appointment Letter/Offer of Appointment in which Nationality is mentioned <i>[edited in SOP version 3.0]</i>
9	Birth Certificate issued by the Registrar of Births and Deaths (only in case where the Nationality is not available in system and now getting updated as INDIAN for members who had acquired citizenship of India by birth and has domicile in India) <i>[edited in SOP version 3.0]</i>

Table-I (Aadhaar)

11. Aadhaar	
S.NO	Name of Document
1	Aadhaar card/e-Aadhaar card linked with active mobile phone

ANNEXURE-II

(On letter head of the Establishment)

Joint Declaration Form [edited in SOP version 3.0]

I.....having UAN.....PF account.....and Aadhaar is/ was with establishment M/S..... The personal details furnished to EPFO earlier were found to be incorrect/blank, and therefore request for change/Updation in the member profile as follows.

S. No	Details/particulars	Incorrect details	Correct details
1	Aadhaar		
2	Name		
3	DOB		
4	Gender		
5	Father Name		
6	Mother Name		
7	Spouse Name		
8	DOJ		
9	DOL		
10	Reason of leaving		
11	Marital Status		
12	Nationality		

I..... s/o....., authorized signatory of the establishment, have verified the request, document attached and the records of the establishment and certify that the facts mentioned above are correct. I am also enclosing and (documents of Establishment) in support of the request of the employee mentioned above.

We..... (Employee) and (Authorized Signatory) hereby declare we have not concealed any facts and the above- mentioned facts are correct. We also indemnify that in case of wrong payment/over payment/under payment because of the above furnished information shall be jointly held responsible.

Authorized signatory

Name of the member

In case of closed/ non-traceable establishment where authorized signatory is not available.

I (mention the authority/post) residing at Certify that(name of PF member) is known to me and I have verified all the documents with originals attached with this request for change.

Name of the authority

Seal of authority

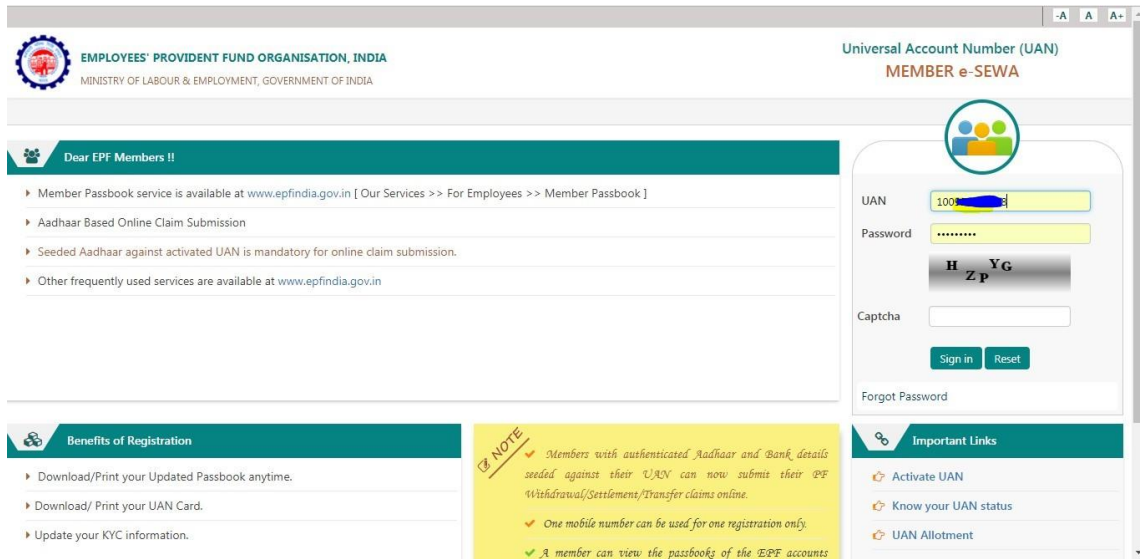
Back side of the page should contain

- (1) Definition of major minor changes
- (2) List of documents to be attached
- (3) Authorities to attest JD in case of closed/non-traceable Establishment

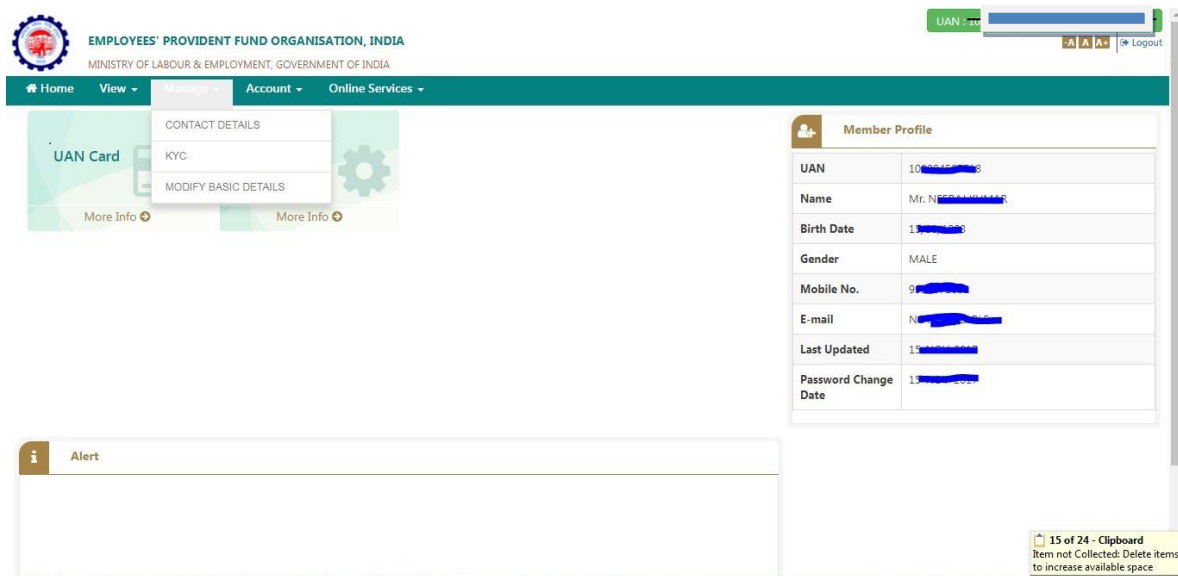
ANNEXURE-III

Step 1: Member will login through his UAN/Password on MemberInterface of Unified Portal

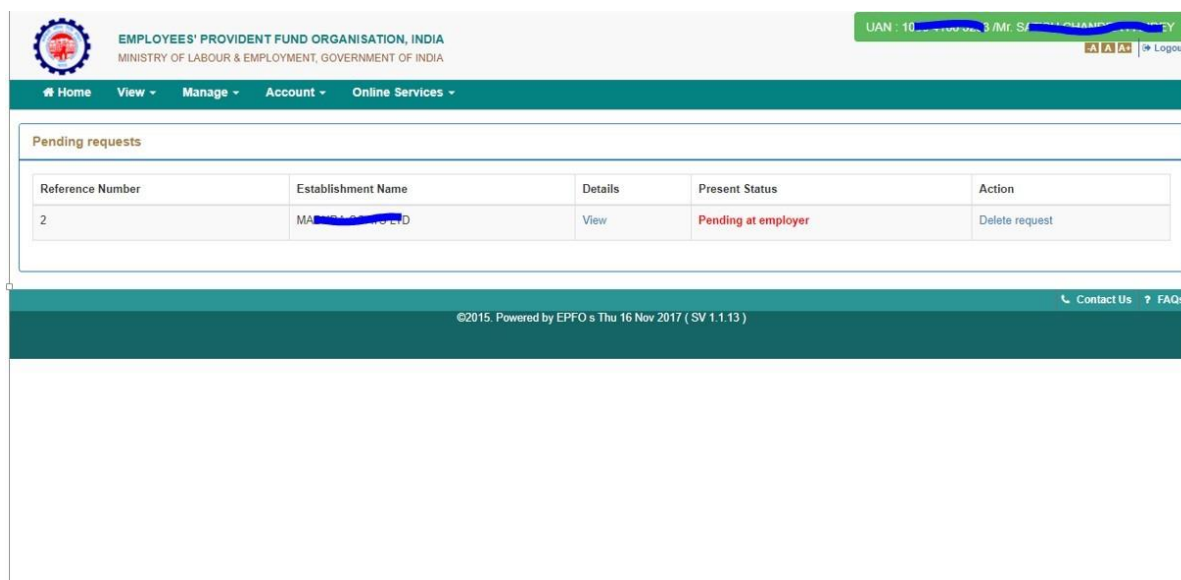
<https://unifiedportal-mem.epfindia.gov.in/memberinterface/>



Step 2: Click on "Manage>Modify Basic Details".



Step 4: On clicking "Update Details" on previous screen, request will be submitted to employer for further approval. Before submission by employer, employee can withdraw the request by pressing "Delete Request"

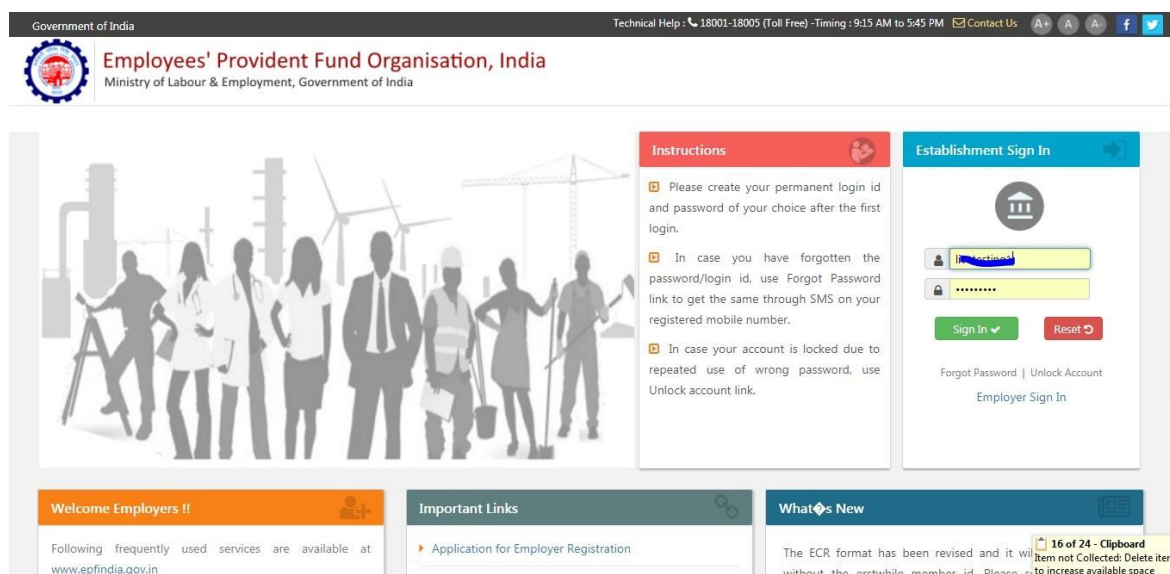


Step 5: Employer will login to Employer Interface of Unified Portal

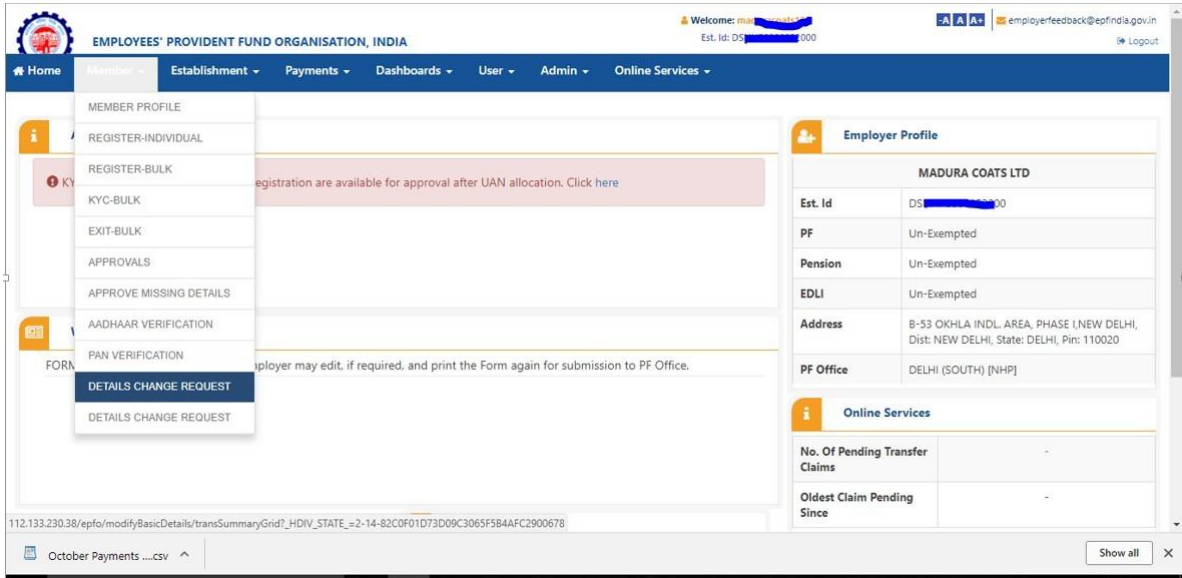
Present Problem; In employer screen option to upload documents not there.

Solution; Option to upload documents may be provided on this screen against each modified option.

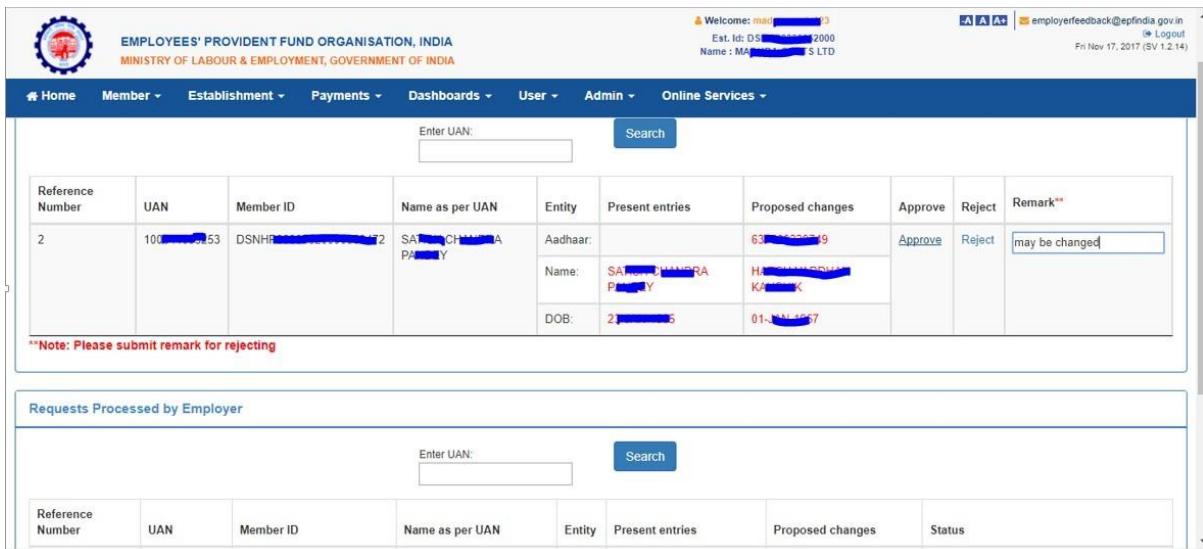
<https://unifiedportal-emp.epfindia.gov.in/epfo/>



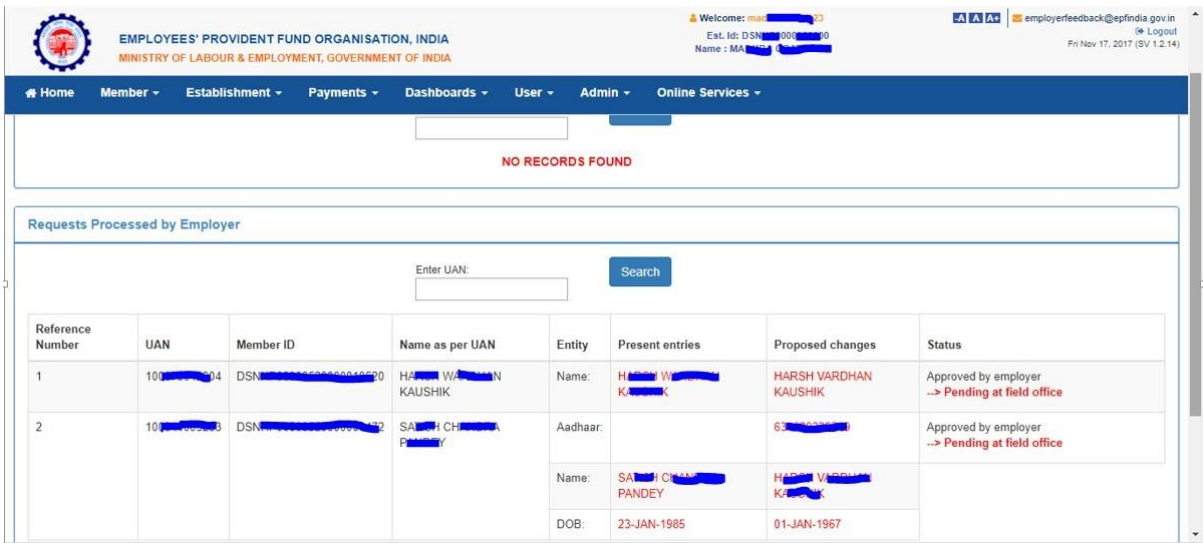
Step 6: Employer can view the change requests submitted by employees by clicking on "Member>Details Change Request"



Step 7: Employer can view the online requests received from employees and can thus take appropriate action by giving the proper remark.



Step 8: After approval of request, employer can see the latest status of request.



Step 9: After approval of request by employer, request will appear as a task in login of Dealing Assistant, of concerned EPFO office, in the Field OfficeInterface of Unified Portal.



Step 10: Dealing Assistant can login and view the online change requests by clicking "Member>Details Change Request"

EMPLOYEES' PROVIDENT FUND ORGANISATION, INDIA
 MINISTRY OF LABOUR & EMPLOYMENT, GOVERNMENT OF INDIA

Welcome 105500 | fofesitback@epfindia.gov.in | Language : Hindi | English | Logout

Pending requests

Enter UAN:

Reference Number	UAN	Member ID	Name as per UAN	Entity	Present entries	Proposed changes	Remark**	Recommendation	Action	Choose case	Remarks
2	100...	DSI...	SATISH CHANDRA PANDEY	Aadhaar:		63...	May be approved	<input checked="" type="radio"/> Recommend for approval <input type="radio"/> Recommend for rejection	<input type="button" value="Submit"/>	<input type="radio"/> Minor <input checked="" type="radio"/> Major	--

Name: S:..., H:..., C:..., V:..., P:..., K:...

DOB: 2... 01... 7

**Note: Please submit remark for rejecting

Processed Requests

Step11: After due verification Dealing Assistant can submit his/her recommendations to Section Supervisor.

Present Problems;

1. DA screen not having documents from establishment side.
2. No option to upload EO report in cases referred to EO by approving authority.
3. No dashboard with DA to see all past cases.
4. AO login not available.

Solutions;

1. Establishment to be given option to upload documents.
2. EO report upload option to be provided.
3. Dashboard in da login for all past cases.
4. AO login to be created in FO interface.

The Dealing Assistant can put the case either for Approval, Return or Rejection by selecting the appropriate radio button i.e. Recommended for Approval, Return or Recommended for Rejection with proper remarks.

In the same manner Section Supervisor can submit his/her recommendations to APFC/RPFC for approval, rejection or return forseeking any clarification or document.

Step 12: Finally, APFC/RPFC can Approve/Reject/Return the case.

